



CITY OF _____
MURPHY

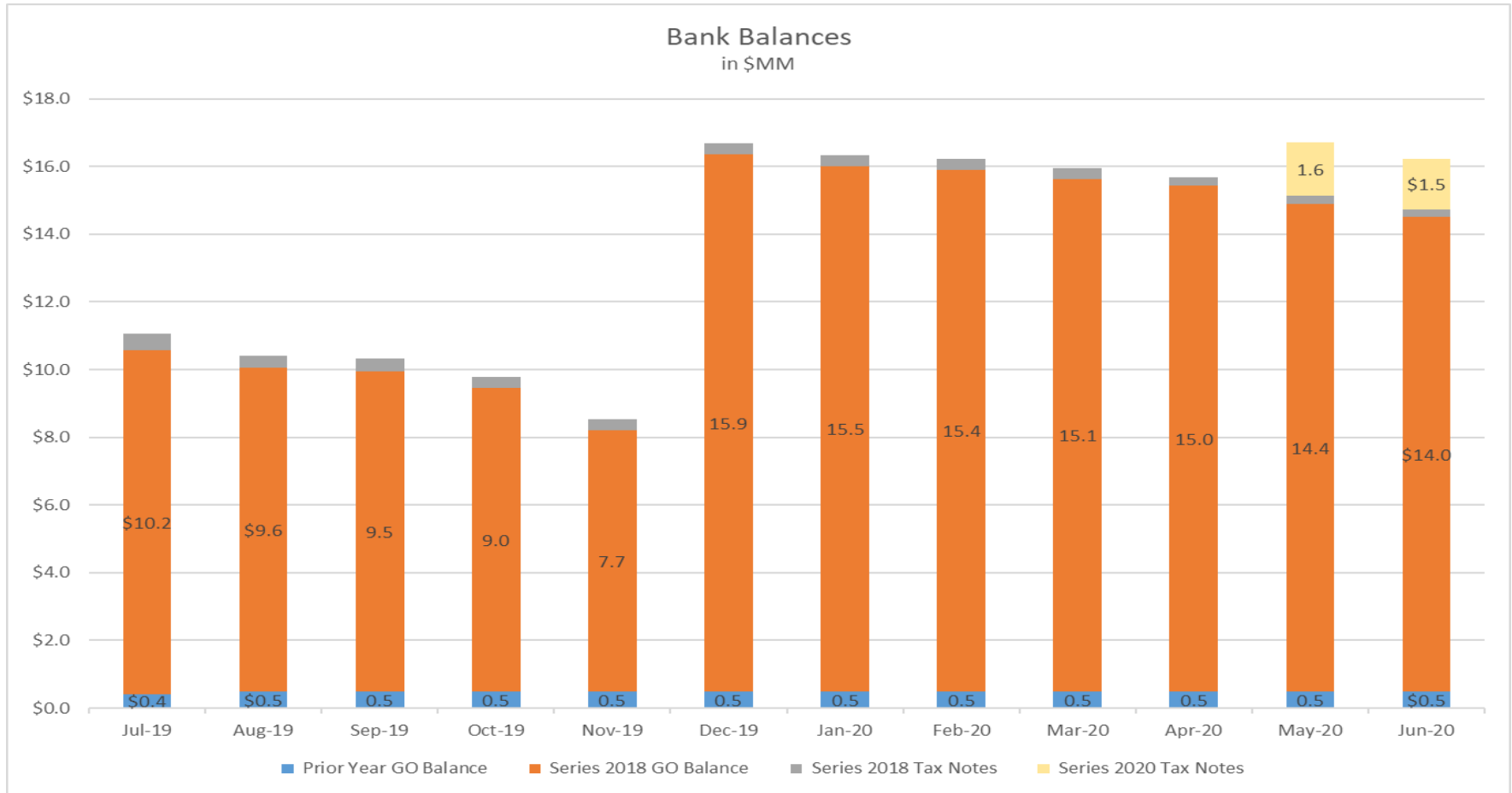
LIFE LIVED AT YOUR PACE

FY 2020 GO Bond Dashboard
June 2020 Financial Update
Unaudited

GO Bond – Highlights

- \$131K expended in June and \$2.9 million expended in FY 2020.
- \$8.7 million or 40.4% of total project budget expended through June 2020.
- No change in number of completed projects.

GO Bond Bank Account Balances



* Series 2018 GO Bonds sale closed February 15, 2018 with a net deposit of \$13,073,803.

** Series 2018 Tax Notes sale closed August 8, 2018 with net deposit of \$1,041,000.

*** Series 2019 GO Bonds sale closed December 31, 2019 with a net deposit \$8,571,196.

****Series 2020 Tax Notes Sale closed May 21, 2020 with a net deposit of \$1,563,000.

GO Bond Revenues & Expenditures

June 2020

Month to Date Fund Revenues			
Last Year	Current Year	Variance vs. Last Year F/(UF)	
Jun-19	Jun-20		
\$ -	\$ -	\$ -	-
-	-	-	0
75	-	(75)	
3,466	1,929	(3,466)	
\$ 3,541	\$ 1,929	\$ (3,541)	

Revenue
Bond Proceeds
Bond Premium
Miscellaneous Revenue
Interest

Total

Year to Date Fund Revenues				
Budget	Current Year	Last Year	% Variance	
FY20	Jun-20	Jun-19		
\$ 8,571,197	\$ 8,315,000	\$ -	97.0%	
-	256,196	-	NA	
-	3,251	27,223	NA	
-	28,504	33,862	NA	
\$ 8,571,197	\$ 8,602,950	\$ 61,085	N/A	

Month to Date Gen Fund Expenditures			
Last Year	Current Year	Variance vs. Last Year F/(UF)	
Jun-19	Jun-20		
\$ -	\$ 3,418	\$ (3,418)	
3,668	5,767	(2,099)	
-	4,220	(4,220)	
222,282	2,609	219,673	
491	2,926	(2,435)	
-	-	0	
58,652	-	58,652	
-	-	0	
246	244	2	
246	97,698	(97,452)	
92,506	-	92,506	
2,425	1,615	810	
-	975	(975)	
-	999	(999)	
-	10,111	(10,111)	
-	-	0	
-	113	(113)	
-	-	0	
984	-	984	
(5)	-	(5)	
-	-	0	
-	-	0	
\$ 381,495	\$ 130,696	\$ 250,799	

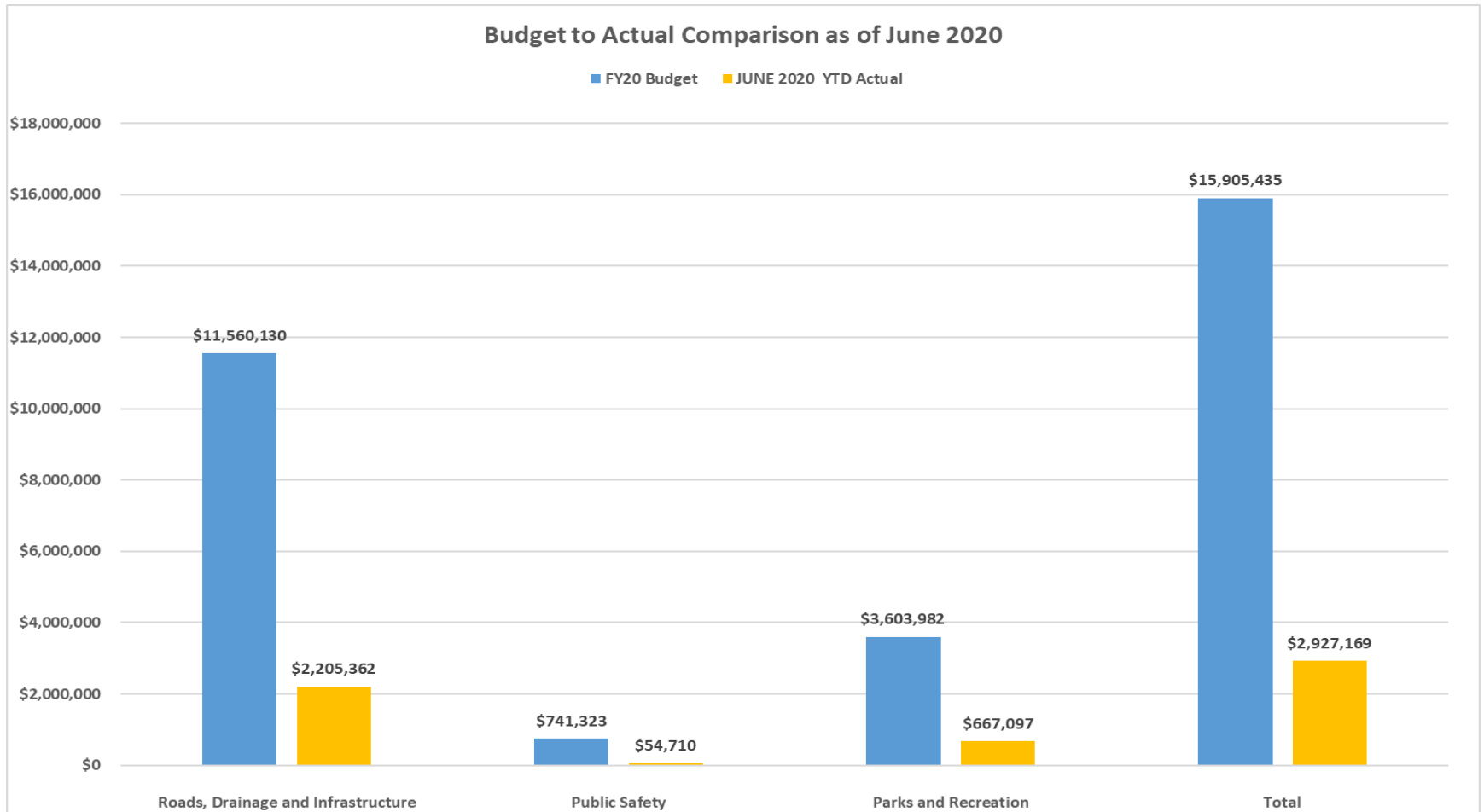
Expenditures
S. Maxwell Creek Rd. Improv
Timbers Addition Drainage
Lonesome Dove Trail Drainage
Street Panel Replacement
N. Maxwell Creek Rd. Improv
Waters Edge Park Drainage
South Murphy Rd. R Turn Ln
McWhirter Rd. Drainage
Heritage Pkwy Landscape
Betsy/N. Murphy/McCreary
Fire/Police-Boiler/Chiller/AC
City Facility Renovation
Travis Farm Park-Phase II
N. Hill Park-Phase III
City Marquee Signs Upgrades
Recreation-HVAC
Waters Edge Renovation
Parks & Rec. Storage Facility
MAC and Central Park
Non Departmental
Project Consultant Services
Bond Issuance Cost

Total

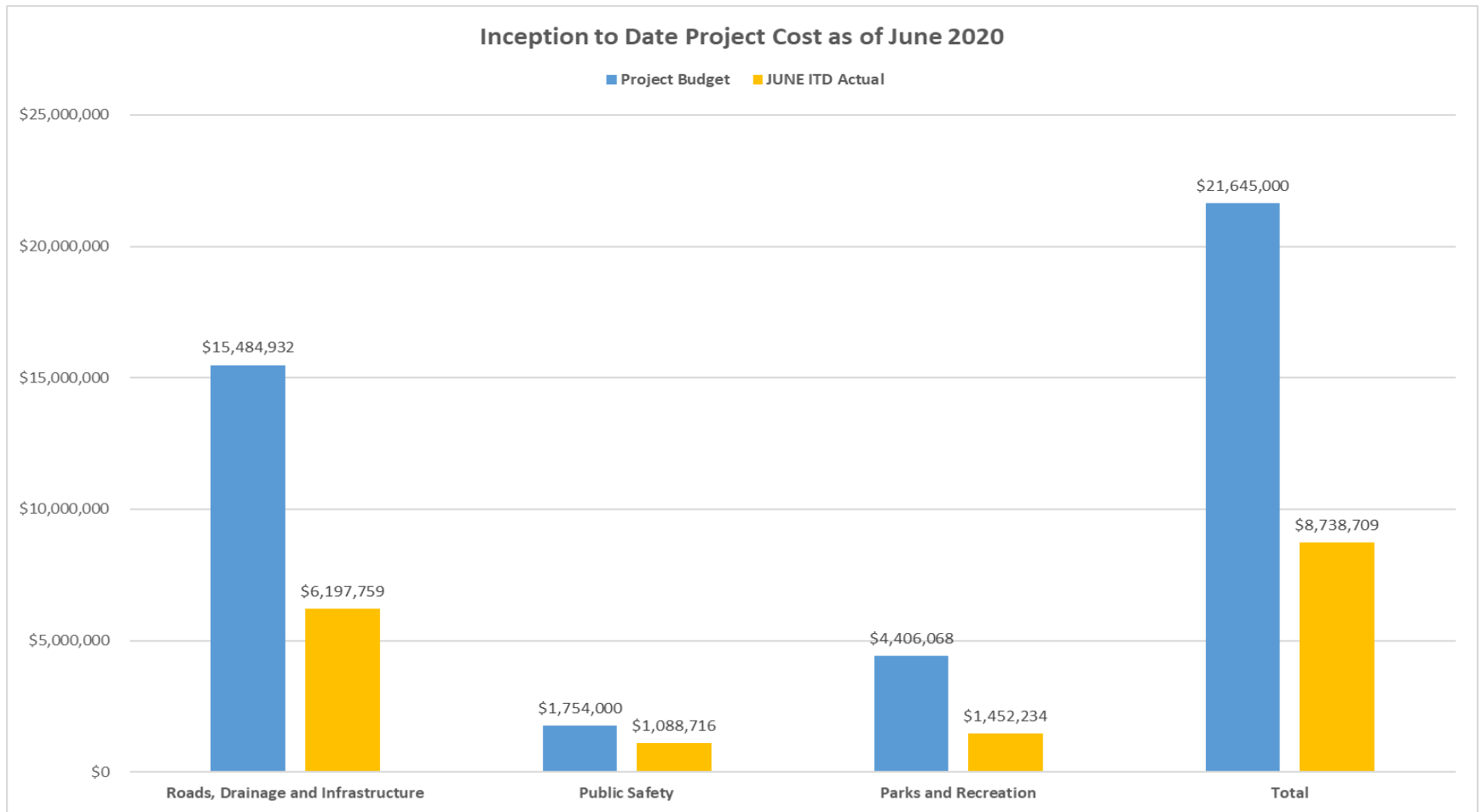
Year to Date Gen Fund Expenditures				
Budget	Current Year	Last Year	% Actual Spent YTD	
FY20	Jun-20	Jun-19		
\$ 1,997,612	\$ 163,221	\$ 3,581	8.2%	
4,580,810	67,509	142,172	1.5%	
1,131,224	41,935	3,363	3.7%	
1,180,881	819,207	572,208	69.4%	
1,523,479	57,336	81,815	3.8%	
42,472	-	335,004	0.0%	
-	-	181,017	NA	
16,360	-	133,392	0.0%	
880,573	140,612	3,632	16.0%	
206,719	915,542	3,632	442.9%	
23,630	-	356,156	0.0%	
712,255	54,710	22,845	7.7%	
1,126,361	3,454	701	0.3%	
762,920	2,434	668	0.3%	
129,095	49,976	-	38.7%	
(1,727)	-	1,060	0.0%	
767,720	521,621	4,177	67.9%	
304,953	29,180	12,213	9.6%	
514,660	60,433	29,707	11.7%	
-	-	-	NA	
5,438	5,438	-	100.0%	
-	-	-	NA	
\$ 15,905,435	\$ 2,932,607	\$ 1,887,344	18.4%	

Highlighted projects are complete

GO Bond FY 2020



GO Bond Inception to Date





CITY OF _____
MURPHY

LIFE LIVED AT YOUR PACE

Questions